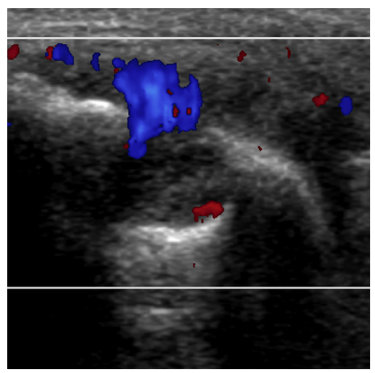
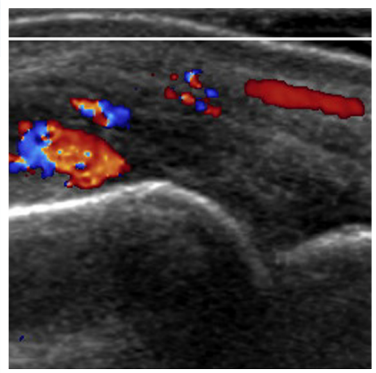


FUNDAMENTALS OF MUSCULOSKELETAL ULTRASOUND

Course Director: Jon A. Jacobson, MD, FACR

Lectures and Hands-on Scanning Workshops Optional Saturday One-on-One Personalized Scanning Sessions and Afternoon Interventional Program

PARTNERSHIP PROSPECTUS



March 19-22, 2026 ▪ Hard Rock Hotel ▪ San Diego, California

MSK



FundamentalsMSK



mskultrasoundcourse.org



#MSK2026

MSK2026

INVITATION

Dear Industry Colleagues:

The Fundamentals of Musculoskeletal Ultrasound course will be held March 19-22, 2026. at the Hard Rock Hotel in San Diego, California. I would like to invite you to participate in and support this course as described within this prospectus. We will have limited support positions available and they will be secured on a first come, first served basis. This course sells out every year!

This four-day course will review musculoskeletal ultrasound of the extremities reviewing anatomy, scanning protocols, and pathology. An additional interventional workshop will allow the participant to practice needle placement under ultrasound guidance using a turkey breast and pig feet model. The course will consist of concurrent introductory and intermediate tracks. Full-course registration in the introductory track will consist of lectures and hands-on workshops that review ultrasound scanning protocols and essential pathology, while the intermediate track will consist of focused and advanced lecture topics and hands-on workshop topics specified by the participants. Alternatively, lecture only registration includes hours of comprehensive lectures from both tracks covering scanning techniques, live demonstrations, as well as advanced topics. This course will be of interest to radiologists, healthcare professionals, and sonography technologists. Those without musculoskeletal ultrasound experience, as well as those wanting to refine skills are both welcome. This course provides a comprehensive overview of musculoskeletal ultrasound with ample opportunity to discuss advanced applications during the workshops.

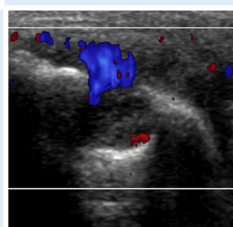
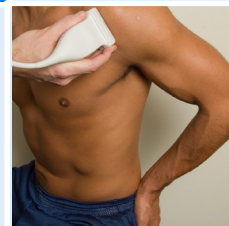
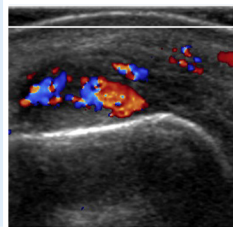
If you would like to support this program or have additional questions, please contact Ryan O'Sullivan at Ryan@veritasamc.com or visit www.mskultrasoundcourse.org.

Don't miss this opportunity. Secure your partnership today!

Sincerely,

Ryan O'Sullivan

Ryan O'Sullivan
Director, Industry Relations
847-584-3938 | Ryan@veritasamc.com



21st ANNUAL FUNDAMENTALS OF MUSCULOSKELETAL ULTRASOUND

Course Director: Jon A. Jacobson, MD, FACR
Hard Rock Hotel San Diego • San Diego, California



DAY 1 • THURSDAY, MARCH 19 • SHOULDER

INTRODUCTORY TRACK	
6:30 AM – 11:30 AM	REGISTRATION & INFORMATION
7:00 AM – 7:30 AM	Breakfast
7:30 AM – 7:40 AM	Welcome Remarks <i>Jon A. Jacobson, MD, FACR</i>
7:40 AM – 8:00 AM	Image Optimization and General Principles <i>Dyan V. Flores, MD</i>
8:00 AM – 8:30 AM	SHOULDER: LIVE SCANNING DEMONSTRATION <i>Jon A. Jacobson, MD, FACR</i>
8:30 AM – 9:00 AM	Rotator Cuff <i>Jon A. Jacobson, MD, FACR</i>
9:00 AM – 9:15 AM	Discussion Q&A
9:15 AM – 9:45 AM	Beyond the Rotator Cuff <i>Levon N. Nazarian, MD</i>
9:45 AM – 10:00 AM	Discussion Q&A
10:00 AM – 10:15 AM	Break with Exhibitors
10:15 AM – 12:00 PM	SHOULDER: HANDS-ON WORKSHOP

INTERMEDIATE TRACK	
6:30 AM – 11:30 AM	REGISTRATION & INFORMATION
7:00 AM – 7:30 AM	Breakfast
7:30 AM – 7:40 AM	Welcome Remarks <i>Jon A. Jacobson, MD, FACR</i>
7:40 AM – 8:00 AM	Image Optimization and General Principles <i>Dyan V. Flores, MD</i>
8:00 AM – 8:30 AM	SHOULDER: LIVE SCANNING DEMONSTRATION <i>Jon A. Jacobson, MD, FACR</i>
8:30 AM – 10:00 AM	SHOULDER: HANDS-ON WORKSHOP
10:00 AM – 10:15 AM	Break with Exhibitors
10:15 AM – 10:30 AM	Pitfalls in Rotator Cuff Ultrasound <i>Levon N. Nazarian, MD</i>
10:30 AM – 10:45 AM	Biceps Brachii <i>Levon N. Nazarian, MD</i>
10:45 AM – 11:00 AM	Intervention: Joint, Bursa, Calcific Tendinitis <i>Levon N. Nazarian, MD</i>
11:00 AM – 11:15 AM	Post-Operative Shoulder <i>Jon A. Jacobson, MD, FACR</i>
11:15 AM – 11:30 AM	Pectoralis Major Assessment <i>Jon A. Jacobson, MD, FACR</i>
11:30 AM – 12:00 PM	Discussion Q&A

21st ANNUAL FUNDAMENTALS OF MUSCULOSKELETAL ULTRASOUND

Course Director: Jon A. Jacobson, MD, FACR

DAY 2 • FRIDAY, MARCH 20 • ELBOW, WRIST, AND HAND

INTRODUCTORY TRACK	
6:30 AM – 5:00 PM	REGISTRATION & INFORMATION
7:00 AM – 7:30 AM	Breakfast
7:30 AM – 8:00 AM	ELBOW/WRIST/HAND: LIVE SCANNING DEMONSTRATION <i>Jon A. Jacobson, MD, FACR</i>
8:00 AM – 8:45 AM	Elbow Ultrasound <i>Sandra J. Allison, MD, FACR</i>
8:45 AM – 9:00 AM	Discussion Q&A
9:00 AM – 9:45 AM	Wrist and Hand Ultrasound <i>Jon A. Jacobson, MD, FACR</i>
9:45 AM – 10:00 AM	Discussion Q&A
10:00 AM – 10:30 AM	Break with Exhibitors
10:30 AM – 11:30 AM	ELBOW: HANDS-ON WORKSHOP
11:30 AM – 12:30 PM	WRIST/HAND: HANDS-ON WORKSHOP
12:30 PM – 1:30 PM	Lunch
12:30 PM – 5:00 PM	Open Scanning <i>No models or faculty</i>
INTERMEDIATE TRACK	
6:30 AM – 5:00 PM	REGISTRATION & INFORMATION
7:00 AM – 7:30 AM	Breakfast
7:30 AM – 8:00 AM	ELBOW/WRIST/HAND: LIVE SCANNING DEMONSTRATION <i>Jon A. Jacobson, MD, FACR</i>
8:00 AM – 9:00 AM	ELBOW: HANDS-ON WORKSHOP
9:00 AM – 10:00 AM	WRIST/HAND: HANDS-ON WORKSHOP
10:00 AM – 10:30 AM	Break with Exhibitors
10:30 AM – 10:50 AM	Gamekeeper's Thumb and Finger Pathology <i>Jon A. Jacobson, MD, FACR</i>
10:50 AM – 11:05 AM	Biceps and Triceps Brachii <i>Jon A. Jacobson, MD, FACR</i>
11:05 AM – 11:20 AM	Epicondylitis and Tenotomy <i>Jon A. Jacobson, MD, FACR</i>
11:20 AM – 11:30 AM	Discussion Q&A
11:30 AM – 11:45 AM	Rheumatology: Upper Extremity <i>Robert Campbell, MBChB, DMRD, FRCR</i>
11:45 AM – 12:00 PM	Peripheral Nerve Pathology: Upper Extremity <i>Robert Campbell, MBChB, DMRD, FRCR</i>
12:00 PM – 12:15 PM	Interventional Techniques: Elbow, Wrist, Hand <i>Robert Campbell, MBChB, DMRD, FRCR</i>
12:15 PM – 12:30 PM	Discussion Q&A
12:30 PM – 1:30 PM	Lunch
12:30 PM – 5:00 PM	Open Scanning <i>No models or faculty</i>

21st ANNUAL FUNDAMENTALS OF MUSCULOSKELETAL ULTRASOUND

Course Director: Jon A. Jacobson, MD, FACR

DAY 3 • SATURDAY, MARCH 21 • HIP, THIGH, AND KNEE

INTRODUCTORY TRACK	
6:30 AM – 5:00 PM	REGISTRATION & INFORMATION
7:00 AM – 7:30 AM	Breakfast
7:30 AM – 8:00 AM	HIGH/THIGH/KNEE: LIVE SCANNING DEMONSTRATION <i>Jon A. Jacobson, MD, FACR</i>
8:00 AM – 8:45 AM	Hip and Thigh Ultrasound <i>Robert Campbell, MBChB, DMRD, FRCR</i>
8:45 AM – 9:00 AM	Discussion Q&A
9:00 AM – 9:45 AM	Knee Ultrasound <i>Dyan V. Flores, MD</i>
9:45 AM – 10:00 AM	Discussion Q&A
10:00 AM – 10:30 AM	Break with Exhibitors
10:30 AM – 11:30 AM	HIP/THIGH: HANDS-ON WORKSHOP
11:30 AM – 12:30 PM	KNEE: HANDS-ON WORKSHOP
12:30 PM – 1:00 PM	Lunch
1:00 PM – 2:00 PM	Special One-On-One Scanning Sessions*
2:00 PM – 5:00 PM	Open Scanning <i>No models (faculty available 3 PM – 5 PM)</i>
INTERMEDIATE TRACK	
6:30 AM – 5:00 PM	REGISTRATION & INFORMATION
7:00 AM – 7:30 AM	Breakfast
7:30 AM – 8:00 AM	HIGH/THIGH/KNEE: LIVE SCANNING DEMONSTRATION <i>Jon A. Jacobson, MD, FACR</i>
8:00 AM – 9:00 AM	HIP/THIGH: HANDS-ON WORKSHOP
9:00 AM – 10:00 AM	WRIST/HAND: HANDS-ON WORKSHOP
10:00 AM – 10:30 AM	Break with Exhibitors
10:30 AM – 10:50 AM	Hip Joint and Labral Pathology <i>Jon A. Jacobson, MD, FACR</i>
10:50 AM – 11:05 AM	Inguinal Hernias <i>Jon A. Jacobson, MD, FACR</i>
11:05 AM – 11:20 AM	Greater Trochanteric Pain Syndrome <i>Jon A. Jacobson, MD, FACR</i>
11:20 AM – 11:30 AM	Discussion Q&A
11:30 AM – 11:45 AM	Common Knee Pathology <i>Linda Probyn, BScPT, MD, FRCPC, FCAR</i>
11:45 AM – 12:00 PM	Hamstring Pathology <i>Linda Probyn, BScPT, MD, FRCPC, FCAR</i>
12:00 PM – 12:15 PM	Interventional Techniques: Hip and Knee <i>Linda Probyn, BScPT, MD, FRCPC, FCAR</i>
12:15 PM – 12:30 PM	Discussion Q&A
12:30 PM – 1:00 PM	Lunch
1:00 PM – 2:00 PM	Special One-On-One Scanning Sessions*
2:00 PM – 5:00 PM	Open Scanning <i>No models (faculty available 3 PM – 5 PM)</i>

21st ANNUAL FUNDAMENTALS OF MUSCULOSKELETAL ULTRASOUND

Course Director: Jon A. Jacobson, MD, FACR

DAY 4 • SUNDAY, MARCH 22 • ANKLE AND FOOT:

INTRODUCTORY TRACK

6:30 AM – 3:00 PM	REGISTRATION & INFORMATION
7:00 AM – 7:30 AM	Breakfast
7:30 AM – 8:00 AM	ANKLE/FOOT: LIVE SCANNING DEMONSTRATION <i>Jon A. Jacobson, MD, FACR</i>
8:00 AM – 8:45 AM	Ankle Ultrasound <i>Linda Probyn, BScPT, MD, FRCPC, FCAR</i>
8:45 AM – 9:15 AM	Foot Ultrasound <i>Dyan V. Flores, MD</i>
9:15 AM – 9:30 AM	Discussion Q&A
9:30 AM – 10:00 AM	Break with Exhibitors
10:00 AM – 11:30 AM	ANKLE/FOOT: HANDS-ON WORKSHOP
11:30 AM	Course Adjourns

INTERMEDIATE TRACK

6:30 AM – 3:00 PM	REGISTRATION & INFORMATION
7:00 AM – 7:30 AM	Breakfast
7:30 AM – 8:00 AM	ANKLE/FOOT: LIVE SCANNING DEMONSTRATION <i>Jon A. Jacobson, MD, FACR</i>
8:00 AM – 9:30 AM	Ankle Ultrasound <i>Linda Probyn, BScPT, MD, FRCPC, FCAR</i>
9:30 AM – 10:00 AM	Break with Exhibitors
10:00 AM – 10:20 AM	Inflammatory Arthritis <i>Jon A. Jacobson, MD, FACR</i>
10:20 AM – 10:45 AM	Other Foot and Ankle Pathology <i>Sandra J. Allison, MD, FACR</i>
10:45 AM – 11:15 AM	Peripheral Nerve Pathology: Lower Extremity <i>Jeffrey A. Strakowski, MD</i>
11:30 AM	Course Adjourns

12:30 PM - 2:00 PM • SPECIAL INTERVENTIONAL SESSION*

12:30 PM – 12:45 PM	Interventional Techniques <i>Jon A. Jacobson, MD, FACR</i>
12:45 PM – 1:00 PM	Joint and Bursa Aspiration / Injection <i>Levon N. Nazarian, MD</i>
1:00 PM – 1:15 PM	Tendinopathy: Clinical Management <i>Jonathan Halperin, MD</i>
1:15 PM – 1:30 PM	Tenotomy <i>Jon A. Jacobson, MD, FACR</i>
1:30 PM – 1:45 PM	Platelet Rich Plasma <i>Jonathan Halperin, MD</i>
1:45 PM – 2:00 PM	Interventional: Hands-on Workshop

* Additional registration required

MSK2026

PARTNERSHIP OPPORTUNITIES

MAXIMIZE YOUR IMPACT THROUGH SPONSORSHIP The Fundamentals of Musculoskeletal Ultrasound course offers industry sponsors an opportunity to reach clinicians on the latest musculoskeletal techniques and products. The focused meeting environment is ideal for businesses dedicated to delivering products and services that support these conditions. This forum will allow you to interact with clinician's eager to learn about new technologies and innovations that aim to improve patient care.

Corporate functions may not be held concurrent with official course scientific or social functions. Any function, regardless of size and location, must be approved by the course's industry relations department.

PLATINUM LEVEL | \$15,000

Industry Sponsored Product Theater

Highlight your products and how they can facilitate imaging acquisition or interpretation with a dedicated 60 minutes for your product specialist or guest speaker to present to our attendees during Lunch.

- Premium exhibit assignment included
- Draped table with chairs
- 5 exhibitor badges
- Company link on conference website
- Logo recognition on conference website

GOLD | \$3,000

Including non-CME open scanning and demonstration time at the San Diego Course and a table top space in foyer to exhibit.

- Premium exhibit assignment included
- Draped table with chairs
- 4 exhibitor badges
- Company link on conference website
- Logo recognition on conference website

EXHIBITOR | \$2,000

Includes a table top space in foyer to exhibit.

- Draped table with chairs
- 2 exhibitor badges

MSK2026

REGISTRATION FORM

Contact Name

Company Name

Address

City

State

Zip

Phone

Fax

Email

Signature

BADGES

Representative Name (First, Last)	Title	Email Address	Phone

PARTNERSHIP LEVEL

- PLATINUM** \$15,000 Non-CME open scanning & demonstration time at the San Diego Course & table top space in foyer to exhibit
- GOLD** \$3,000
- EXHIBITOR** \$2,000

PAYMENT

Please select your preferred method of payment:

- Credit Card: A member of our accounting team will contact you directly
- Check payable to: Veritas Association Management (in US dollars on a US bank) Tax ID #46-3254245
Mail to: 1061 East Main Street, Suite 300, East Dundee, IL 60118
- Please Invoice Me

Return this completed Registration Form to Ryan O'Sullivan

Email: Ryan@veritasamc.com

Mail: Veritas Association Management, 1061 East Main Street, Suite 300, East Dundee, IL 60118